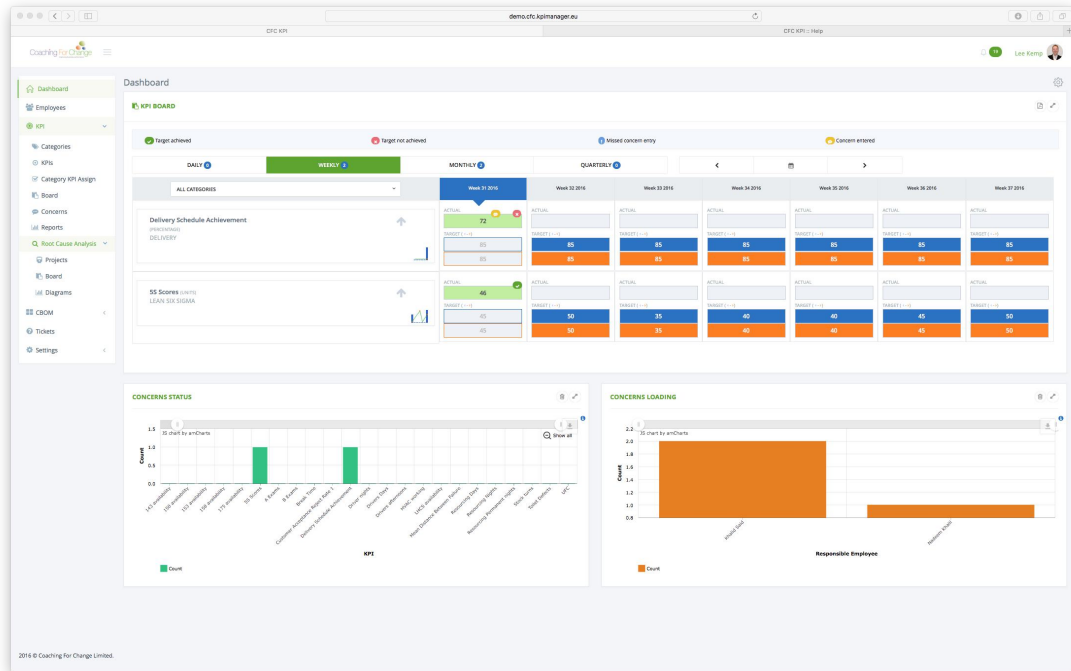


## Dashboards

Powerful and flexible KPI dashboards bring your data to life in real-time.



## Privileges

Manage access privilege based on user role and user name

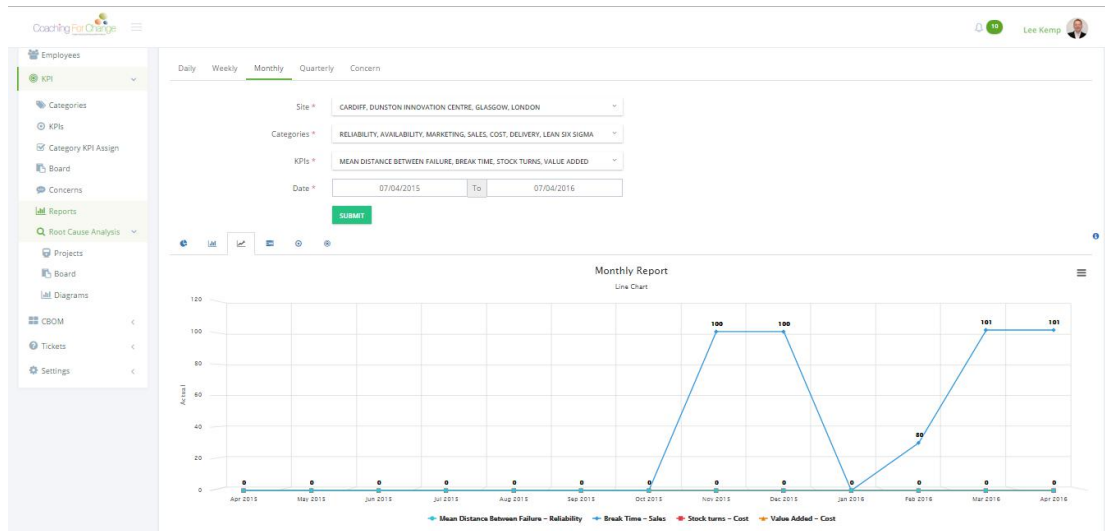
The screenshot shows the 'PRIVILEGES' management interface. It includes a navigation menu on the left, a user profile in the top right, and a main content area with a list of permissions. The permissions are listed with checkboxes and descriptions.

Permission	Status	Description
Manage Employees Menu	Checked	Overrides all privileges in member section.
Access All Sites	Checked	
List Employees	Checked	
Add Employee	Checked	
View Employee	Checked	
Edit Employee	Checked	
Delete Employee	Checked	



## KPI Reports & Analytics

A host of standard and customize KPI Reports & analytics to improve performance reporting.



## Concern Entries

List of formally raised employee concerns if KPI targets are not achieved.

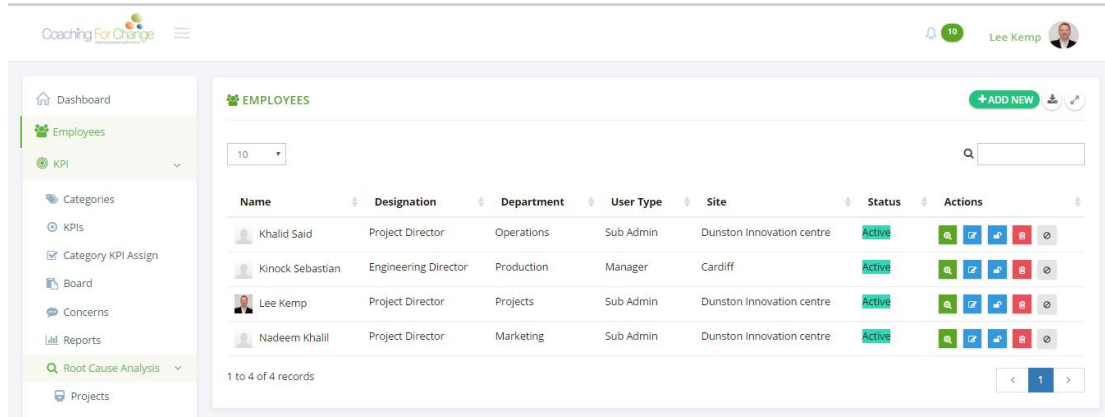
Category	KPI	Concern	Status	Raised Date	Actions
Lean Six Sigma	55 Scores	Behind plan	Progress	24 Jun 2016	[View] [Edit] [Delete]
Delivery	Delivery Schedule Achievement	Materials late	Progress	02 Aug 2016	[View] [Edit] [Delete]
Delivery	Delivery Schedule Achievement	Demo 1	Progress	02 Aug 2016	[View] [Edit] [Delete]

Category	KPI	Concern	Status	Actions
----------	-----	---------	--------	---------

## User List

This list gives an overview of the employees registered in the platform.



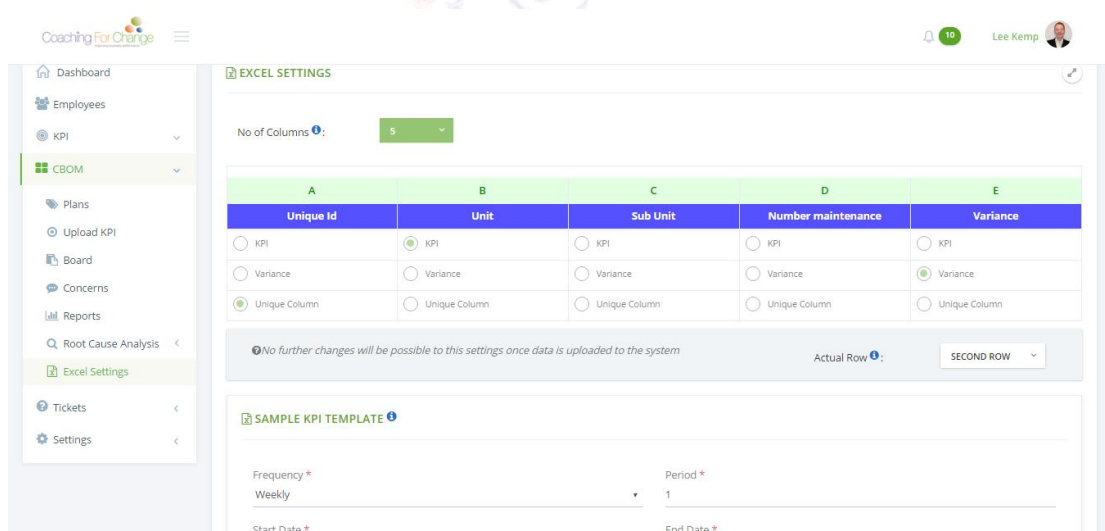
The screenshot displays the 'EMPLOYEES' management interface. On the left is a navigation sidebar with options like Dashboard, Employees, KPI, Categories, KPIs, Category KPI Assign, Board, Concerns, Reports, Root Cause Analysis, and Projects. The main content area shows a table of employees with the following data:

Name	Designation	Department	User Type	Site	Status	Actions
Khalid Said	Project Director	Operations	Sub Admin	Dunston Innovation centre	Active	[Icons]
Kinock Sebastian	Engineering Director	Production	Manager	Cardiff	Active	[Icons]
Lee Kemp	Project Director	Projects	Sub Admin	Dunston Innovation centre	Active	[Icons]
Nadeem Khalil	Project Director	Marketing	Sub Admin	Dunston Innovation centre	Active	[Icons]

At the bottom of the table, it indicates '1 to 4 of 4 records' and includes pagination controls.

## Excel Upload

Your data will have to be structured in the predefined template in order to import into the system. Once you have set up your KPIs you can download your own KPI template and import the data.



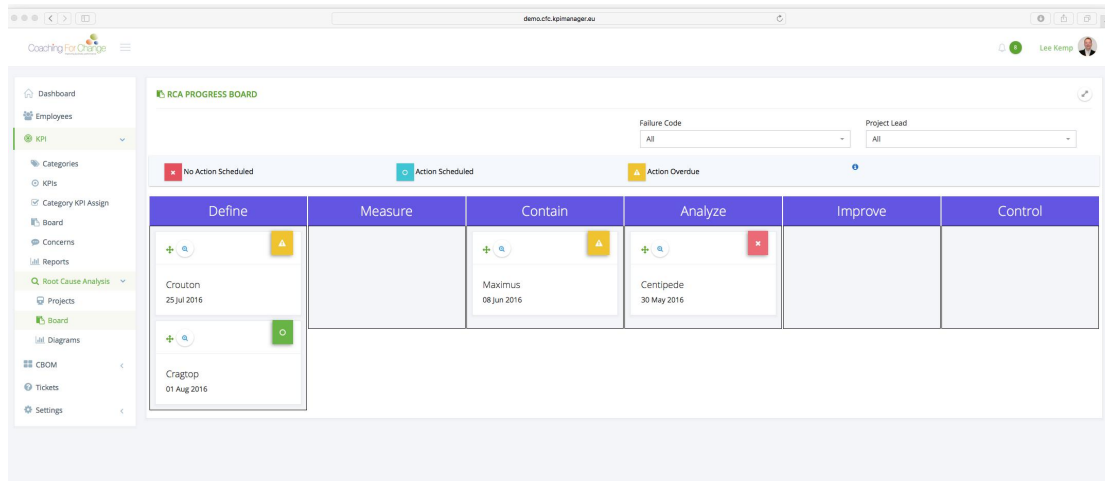
The screenshot shows the 'EXCEL SETTINGS' configuration page. It includes a table for mapping Excel columns to system fields:

A	B	C	D	E
Unique Id	Unit	Sub Unit	Number maintenance	Variance
<input type="radio"/> KPI	<input checked="" type="radio"/> KPI	<input type="radio"/> KPI	<input type="radio"/> KPI	<input type="radio"/> KPI
<input type="radio"/> Variance	<input type="radio"/> Variance	<input type="radio"/> Variance	<input type="radio"/> Variance	<input checked="" type="radio"/> Variance
<input checked="" type="radio"/> Unique Column	<input type="radio"/> Unique Column	<input type="radio"/> Unique Column	<input type="radio"/> Unique Column	<input type="radio"/> Unique Column

Below the table, a note states: 'No further changes will be possible to this settings once data is uploaded to the system'. There is also a field for 'Actual Row' set to 'SECOND ROW'. At the bottom, there is a 'SAMPLE KPI TEMPLATE' section with fields for Frequency (Weekly), Period (1), Start Date, and End Date.

## RCA Board

This board gives you details of problem solving used for identifying the root causes of faults or problems



The screenshot displays the 'RCA PROGRESS BOARD' interface. The board is organized into six columns: Define, Measure, Contain, Analyze, Improve, and Control. The 'Define' column contains three items: 'Croupton' (25 Jul 2016), 'Cragtop' (01 Aug 2016), and an unnamed item (08 Jun 2016). The 'Contain' column contains one item: 'Maximus' (08 Jun 2016). The 'Analyze' column contains one item: 'Centipede' (30 May 2016). The 'Improve' and 'Control' columns are currently empty. The board also features a navigation menu on the left, a search bar at the top, and a user profile in the top right corner.

Define	Measure	Contain	Analyze	Improve	Control
<ul style="list-style-type: none"><li>Croupton 25 Jul 2016</li><li>Cragtop 01 Aug 2016</li><li>[Unnamed] 08 Jun 2016</li></ul>		<ul style="list-style-type: none"><li>Maximus 08 Jun 2016</li></ul>	<ul style="list-style-type: none"><li>Centipede 30 May 2016</li></ul>		

Coaching For CRM  
Improving Business Performance